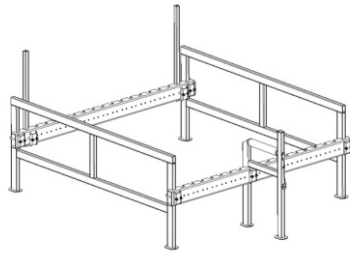


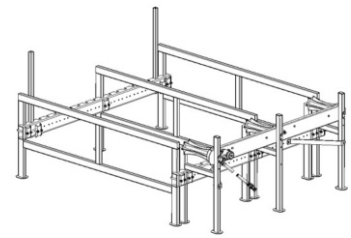


DALEN Log deck 2048 is a flexible deck that can be made to different requirements. You can choose one of the complete decks, 2048-M or 2048-H3, or you can put one together for your own individual need.

These solutions can be supplemented with the listed parts, or you can assemble a different log deck.



2048-M



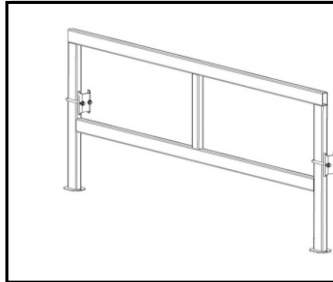
2048-H3

2048-M Log deck, manual

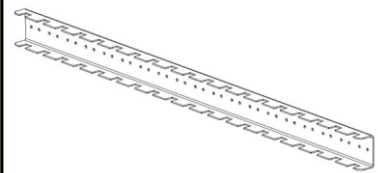
The log deck is made up of:
 2 pcs sections (walls)
 2 pcs attachment profiles, long
 1 pc mechanical roller
 2 pcs stakes

2048-H3 Log deck, hydraulic

The log deck is made up of:
 3 pcs sections (walls)
 2 pcs attachment profiles, long
 1 pc hydraulic feeding table, 3 rollers
 2 pcs stakes



2048-020



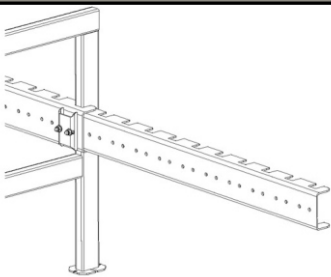
2048-030

2048-020 Section

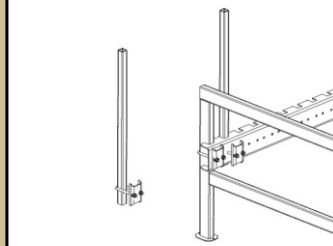
The log deck may consist of two or more sections (walls), depending on the width/depth of the deck. More sections allow more weight

2048-030 Attachment profile, long

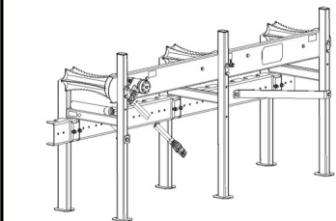
The long attachment profile has numerous slots for mounting sections and rollers. You decide where you want them. This makes the deck suitable for both one and four metre logs. The long profile is 238 cm.



2048-032



2048-034



2048-120

2048-032 Attachment profile, short

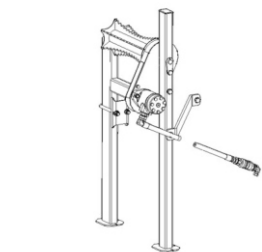
The short profile is placed inside the larger profile, 2048-030, and helps you increase the width of the deck. The log deck can, in theory, be made as big as you like. The short profile is 130 cm.

2048-034 Stake

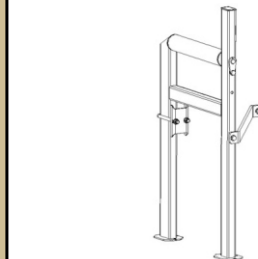
The stakes are mounted to the rear attachment profile to prevent logs from falling off the deck.

2048-120 Hydraulic feeding table

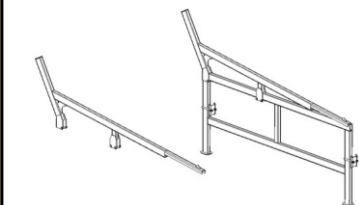
The table stands solid on its own feet but is normally used in combination with the log deck. The three rollers have hydraulic drive with chain. They are connected in series with the feeding conveyor on Firewood processor 2052 or 2054, and is operated with the same lever. The table includes one pc 2048-030.



2048-150



2048-170



2048-200

2048-150 Hydraulic roller

The hydraulic roller eases the feeding of logs and is connected in series with the feeding conveyor on 2052 or 2054. It is operated with the lever that controls the machine's feeding conveyor.

2054-170 Mechanic roller

The mechanic roller is attached to the attachment profile and assists the feeding of logs.

2048-200 Gradient bar for section

The gradient bar is mounted on the section and eases the feeding of logs to the roller(s).

FUNCTIONALITY, DEPENDABILITY & DESIGN